
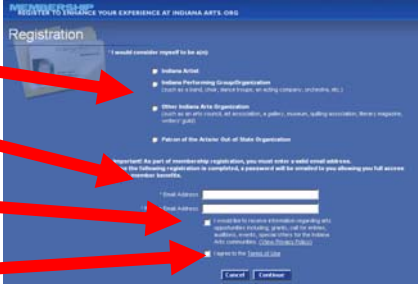

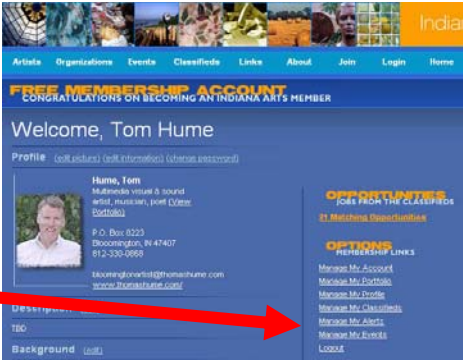


Member User Guide: Sign-up for your Free Membership

<p>Step 1</p>	<p>Go to IndianaArts.org and click on "Join" in the upper right corner.</p>	
<p>Step 2</p>	<p>On the Registration page, select one of the four options and then complete e-mail information. This will be your Login Name</p> <p>View the Privacy Policy & Terms of Use Pages, then click the Box "for more information" and the Box agreeing to "terms of use".</p> <p>Click on Continue.</p>	
<p>Step 3</p>	<p>At the Indiana Artist Registration pages, complete each online form page, then click "Continue" to proceed to the next page</p> <p>On some pages, you may leave some field blank and return to them at a later time.</p> <p>You may also upload your images and up to 20 images into your online portfolio.</p>	
<p>Step 4</p>	<p>Congratulations! You've complete the sign-up process. Your Login and Password will be emailed to you shortly.</p> <p>At this time, you can upgrade your free membership to silver or gold AT NO CHARGE,</p> <p>From your Personal Home Page – simply click Manage My Account to upgrade your membership for free.</p> <p>It's free to add events to the statewide calendar, add, and/or view classified opportunities, and set your preferences for receiving important email alerts and news.</p>	 <p>To Change you Password – click Change Password under WELCOME, YOUR NAME</p>
<p>For More Information</p>		<p>Contact us about the IndianaArts.org Partner Intranet Call or email anytime to schedule a User Workshop for your Regional Area Partner Organization, local artists or other arts organization, or to provide is with your comments or suggestions about this website:</p>